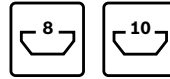


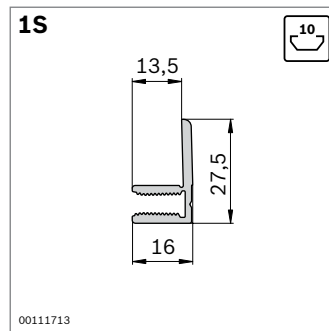
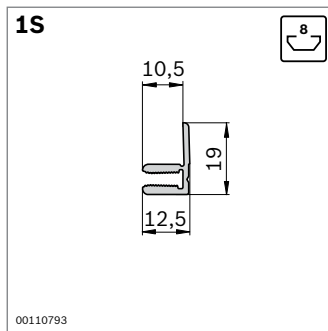
## Clamping profile



- ▶ For simple fastening of panes, surface elements or grilles on strut profiles
- ▶ For subsequent installation in closed frame constructions
- ▶ For surface elements of varying thicknesses
- ▶ Profile finishing: through-hole for mounting screw

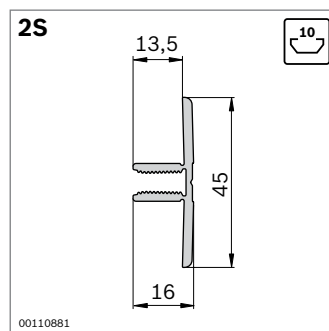
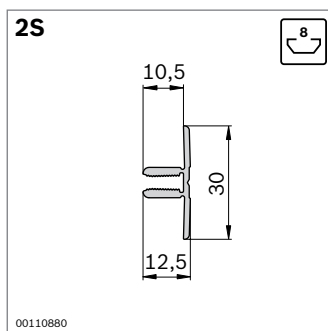
Required accessories:

- ▶ Cylinder head bolt DIN EN ISO 4762 – M4x20 (8 mm slot)
- ▶ Cylinder head bolt DIN EN ISO 4762 – M6x30 (10 mm slot)



Clamping profile 1S		Groove	L (mm)	No.
1 pcs		8	50 ... 3000	<b>3 842 993 017 / L</b>
10 pcs		8	3000	<b>3 842 524 058</b>
1 pcs		10	50 ... 3000	<b>3 842 993 019 / L</b>
10 pcs		10	3000	<b>3 842 524 064</b>

Material: aluminum, anodized



Clamping profile 2S		Groove	L (mm)	No.
1 pcs		8	50 ... 3000	<b>3 842 993 018 / L</b>
10 pcs		8	3000	<b>3 842 524 061</b>
1 pcs		10	50 ... 3000	<b>3 842 993 020 / L</b>
10 pcs		10	3000	<b>3 842 524 067</b>

Material: aluminum, anodized