



Identification systems

Identification systems	10-2
Assembly kits for ID 40/ID 200 identification systems in longitudinal conveyors	10-3
Assembly kits for ID 40/ID 200 identification systems in Open Center sections	10-5
Kits for installation in WT 5 workpiece pallets	10-7

Identification systems



Identification and data tag systems are used to control numerous production and transport systems in assembly technology applications.

Data related to objects is the basis for

- ▶ targeted control of processes and processing steps
- ▶ infeeding or outfeeding workpiece pallets according to type or variant when manufacturing product variants on flexible assembly systems.

You can find our current range of identification and data tag systems in the RFID systems catalog.

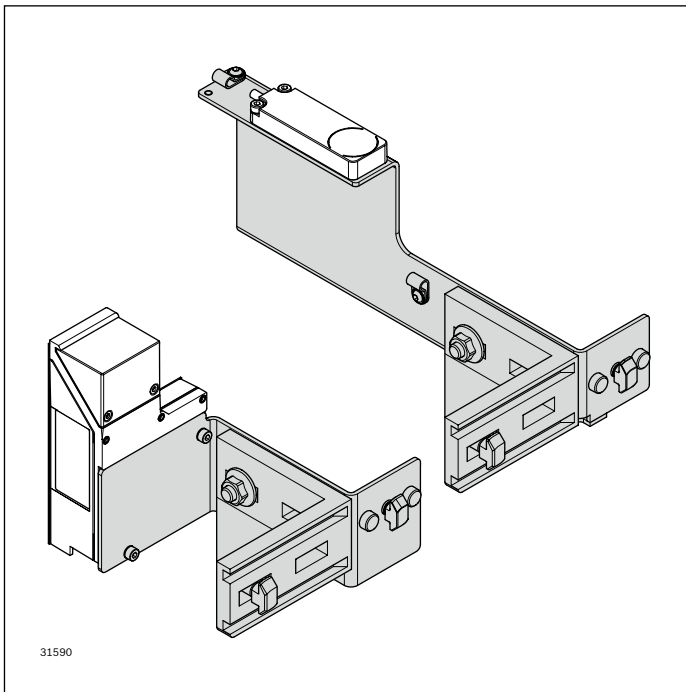
Required accessories:

- ▶ Communication module ID 200/C..., see catalog for RFID systems
- ▶ Antenna ID 200/A..., see catalog for RFID systems
- ▶ Mobile data tag MDT...H, see catalog for RFID systems
For ID 200, only MDT 3/2K-H (3 842 410 102) possible
- ▶ Cable, see catalog for RFID systems
- ▶ Assembly kit for identification system read/write heads, see page 10-3

RFID Systems catalog

	Material number
DE	3 842 541 003
EN	3 842 541 004
FR	3 842 541 005
IT	3 842 541 006

Assembly kits for ID 40/ID 200 identification systems in longitudinal conveyors

**Use:**

- ▶ For fastening the various read/write heads from the identification systems in the longitudinal conveyor

Note: ID 40/ID 200 identification systems in transverse conveyor on request.

Version:

- ▶ Centering lugs for pre-positioning and fast assembly

Mounting location:

- ▶ on the section profile

Note:

The sensors and ID 40 and ID 200...-LF identification systems use the same frequency range. Maintain a minimum distance of 200 mm to prevent interference.

10

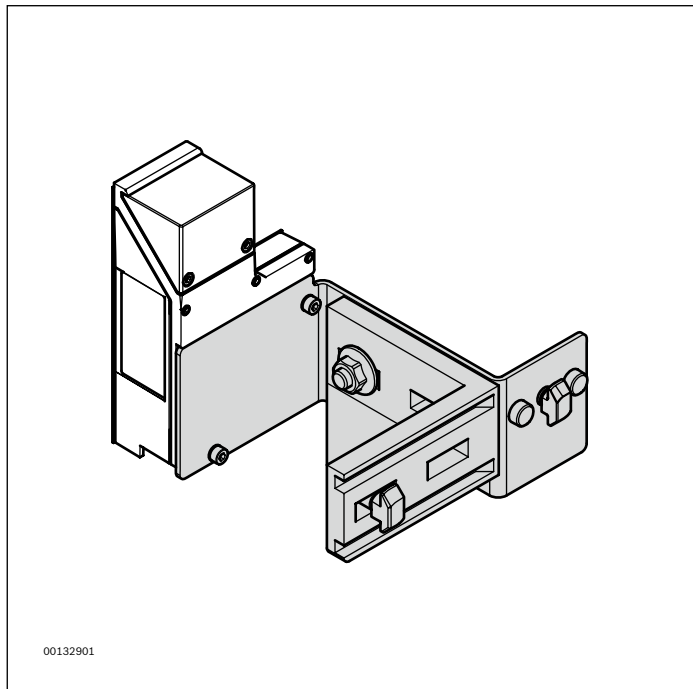
Condition on delivery:

- ▶ Not assembled

Required accessories:

- ▶ Communication module ID 200/C..., see catalog for RFID systems
- ▶ Antenna ID 200/A..., see catalog for RFID systems
- ▶ Mobile data tag MDT...H, see catalog for RFID systems
For ID 200, only MDT 3/2K-H (3 842 410 102) possible
- ▶ Cable, see catalog for RFID systems

Ordering information



Assembly kit for ID 40 identification system

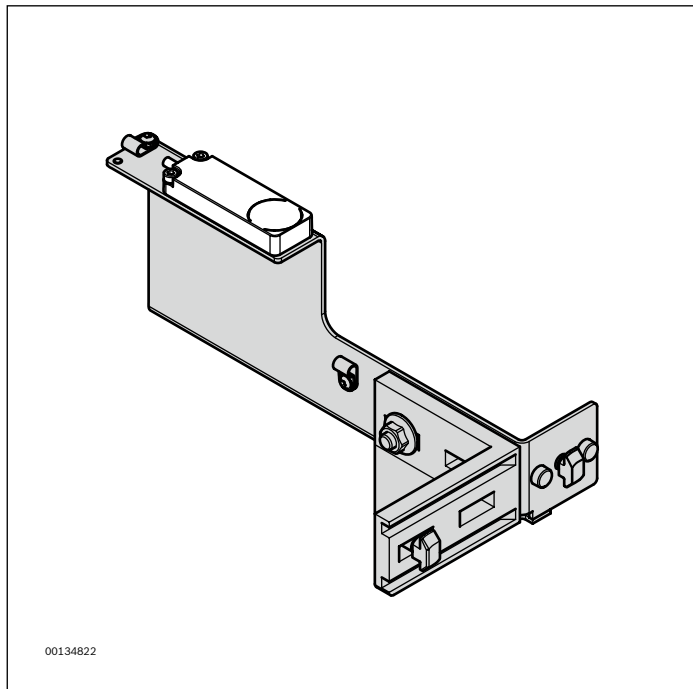
b (mm)	Material number
455	3 842 545 140
650; 845	3 842 545 142

b = track width in direction of transport

Scope of delivery:

- ▶ 3 842 545 140: Incl. fastening material for assembly
- ▶ 3 842 545 142: Incl. fastening material for assembly and a 45x90 bracket for reinforcement as needed.

Ordering information



Assembly kit for ID 200 identification system, longitudinal conveyor

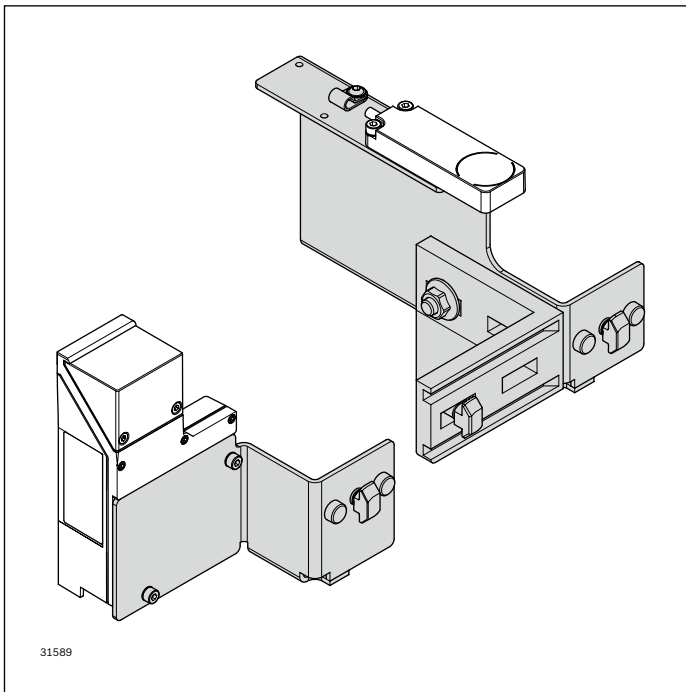
b (mm)	Material number
455; 650; 845	3 842 545 144

b = track width in direction of transport

Scope of delivery:

- ▶ Incl. fastening material for assembly and a 45x90 bracket for reinforcement as needed.

Assembly kits for ID 40/ID 200 identification systems in Open Center sections

**Use:**

- ▶ For fastening the various read/write heads from the identification systems in the longitudinal conveyor

Note: ID 40/ID 200 identification systems in transverse conveyor on request.

Version:

- ▶ Centering lugs for pre-positioning and fast assembly

Mounting location:

- ▶ on the section profile

Note:

The sensors and ID 40 and ID 200...-LF identification systems use the same frequency range. Maintain a minimum distance of 200 mm to prevent interference.

10

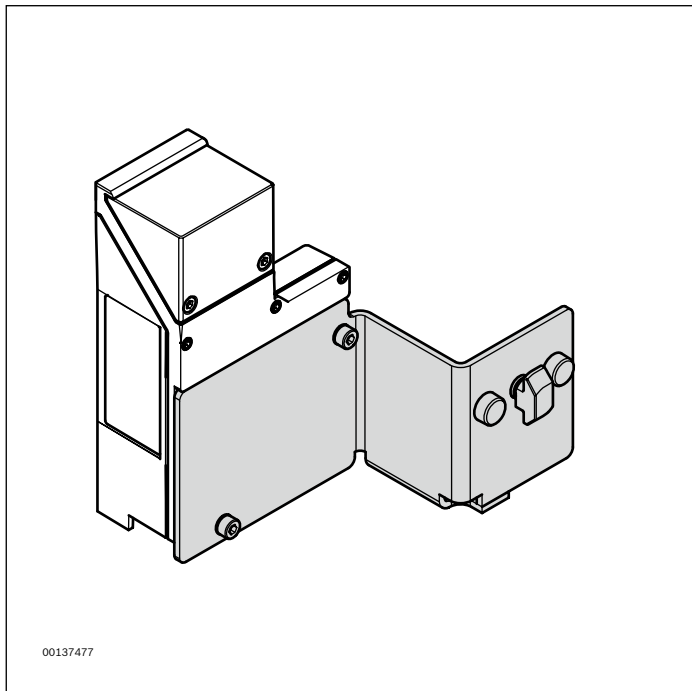
Condition on delivery:

- ▶ Not assembled

Required accessories:

- ▶ For relevant read/write head, see RFID systems catalog, page 10-2

Ordering information



Assembly kit for ID 40 identification system

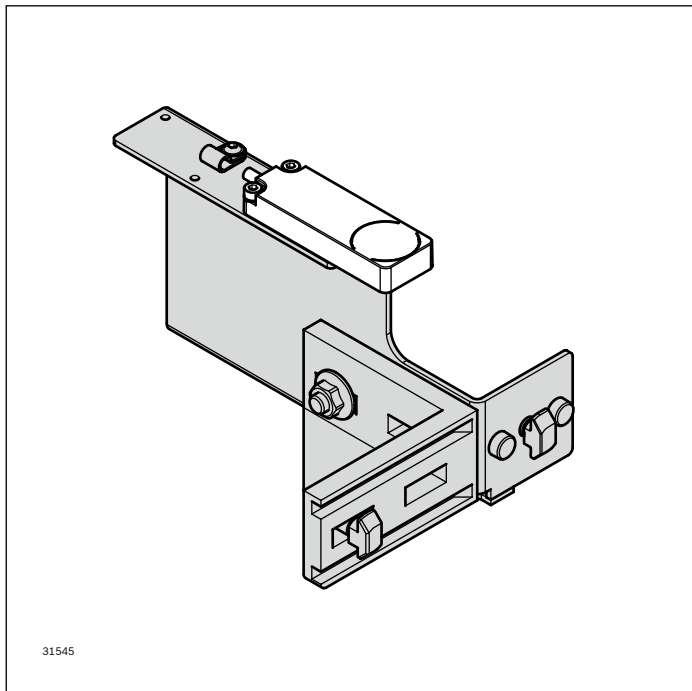
b (mm)	Material number
455	3 842 545 535
650; 845	3 842 545 537

b = track width in direction of transport

Scope of delivery:

- ▶ 3 842 545 535: Incl. fastening material for assembly
- ▶ 3 842 545 537: Incl. fastening material for assembly and a 45x90 bracket for reinforcement as needed.

Ordering information



**Assembly kit for ID 200 identification system,
 longitudinal conveyor**

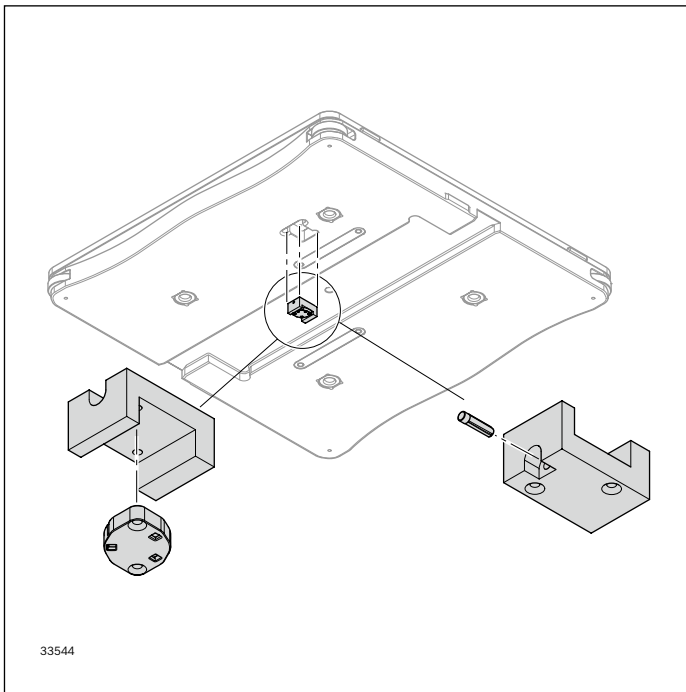
b (mm)	Material number
455; 650; 845	3 842 545 539

b = track width in direction of transport

Scope of delivery:

- ▶ 3 842 545 539: Incl. fastening material for assembly and a 45x90 bracket for reinforcement as needed.

Kits for installation in WT 5 workpiece pallets



Use:

- ▶ Kits for installing the different data tags (ID 40/ID 200 identification systems) in the WT 5 workpiece pallet

Mounting location:

- ▶ On WT 5 workpiece pallet

Scope of delivery:

- ▶ Incl. fastening material for mounting the kit.

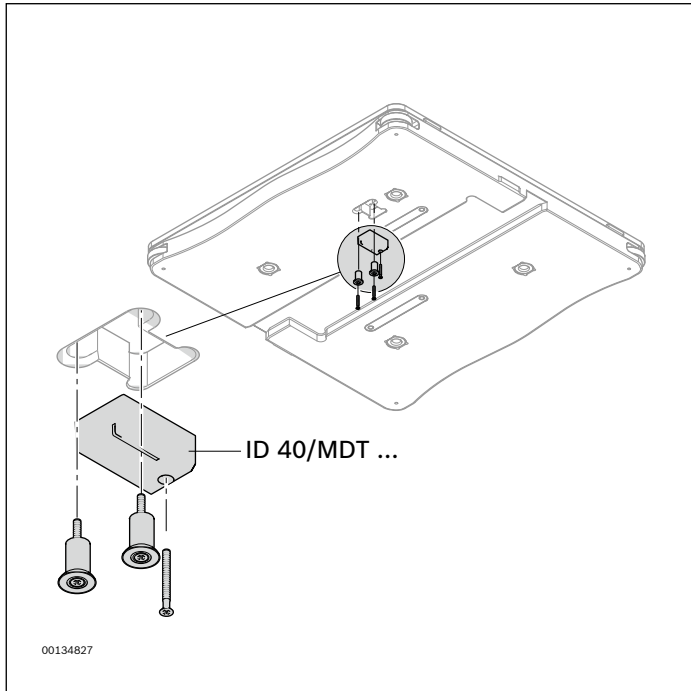
Required accessories:

- ▶ For relevant data tag, see RFID systems catalog, page 10-2

Condition on delivery:

- ▶ Not assembled

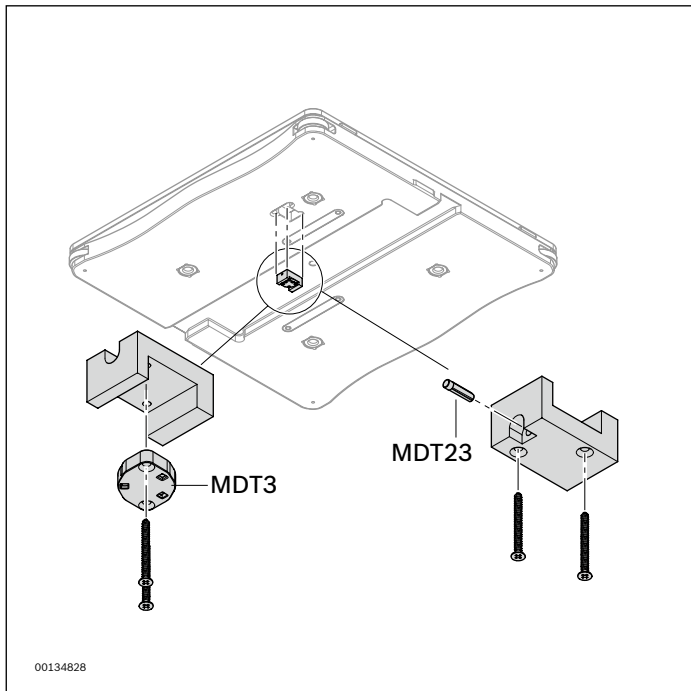
Ordering information



Kit for ID 40 identification systems

Material number
3 842 545 448

Ordering information



Kit for ID 200 identification systems

Material number
3 842 545 450